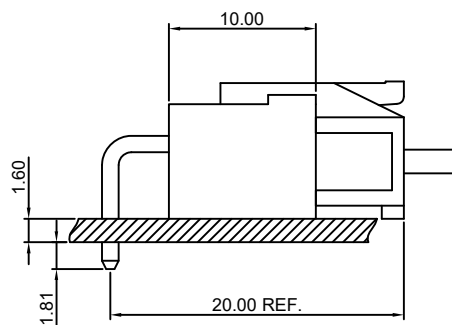
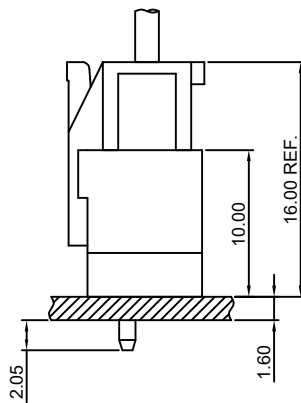


Specifications

- Current rating:7A AC,DC
- Voltage rating:250V AC,DC
- Temperature range:-25°C~+85°C
- Contact resistance:10mΩMax.
- Insulation resistance:1000MΩMin.
- Withstanding voltage:1500V AC/minute
- *Compliant with RoHS and REACH*
- *Meet the HF/Halogen Free,GWT/Glow wire Test (IEC60335-1) request,need to customize*
- *Contact HDGC for details*

Assembly layout





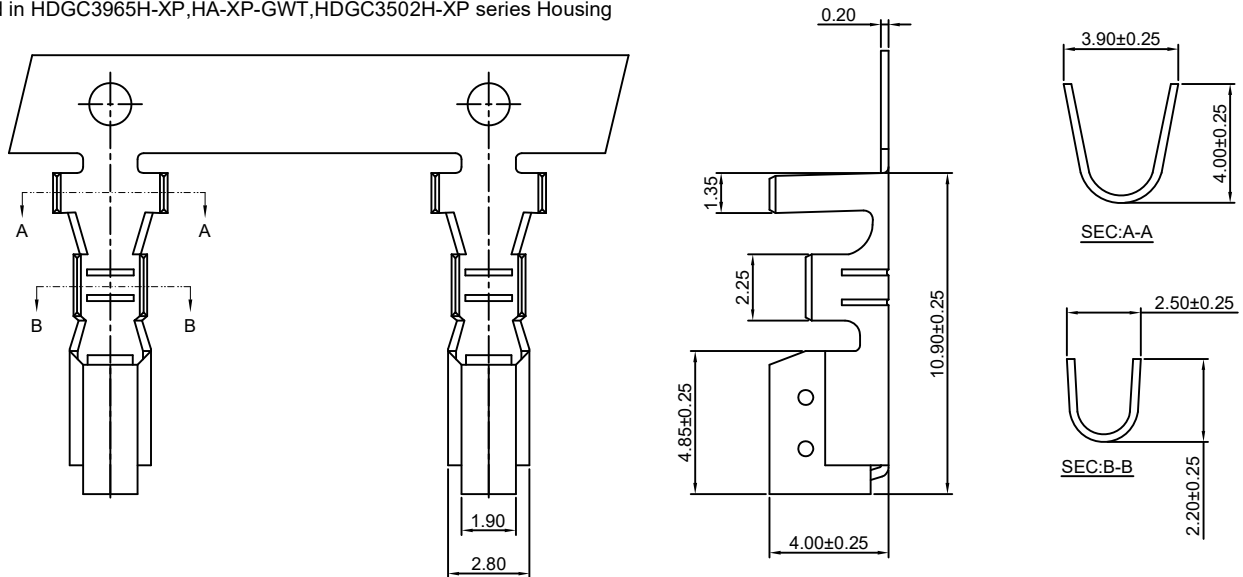
HDGC3965 Series 3.96mm (.156") -7.92mm (.312") Pitch Wire to Board Connector

HDGC3965-T

3.96mm pitch Crimp Terminal

Reference Informations:

*Used in HDGC3965H-XP, HA-XP-GWT, HDGC3502H-XP series Housing



Ordering information & Specifications:

Unit:mm

Part NO.	Wire Range	Insulation O.D.	Material	Finish	Qty/reel
HDGC3965-TB	AWG#18-#24	3.20mm(max)	Brass	Tin over Nickel	3,000 PCS
HDGC3965-TP	AWG#18-#24	3.20mm(max)	Phosphor Bronze	Tin over Nickel	3,000 PCS
HDGC3965-GB	AWG#18-#24	3.20mm(max)	Brass	Gold over Nickel	3,000 PCS
HDGC3965-GP	AWG#18-#24	3.20mm(max)	Phosphor Bronze	Gold over Nickel	3,000 PCS

Optional Gold plating available but MOQ requested

HDGC3965H-XP

3.96mm pitch Housing

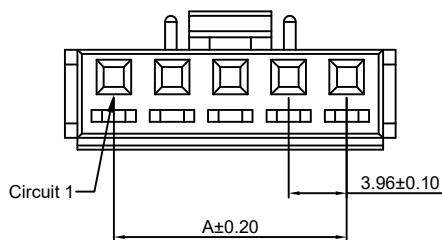
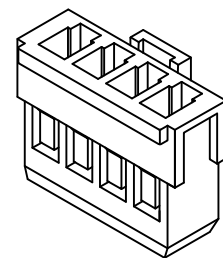
Reference Informations:

*Material:Nylon 66,UL94V-0

*Suitable HDGC3965-T series Terminal

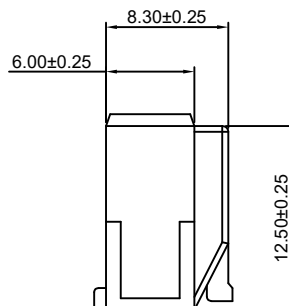
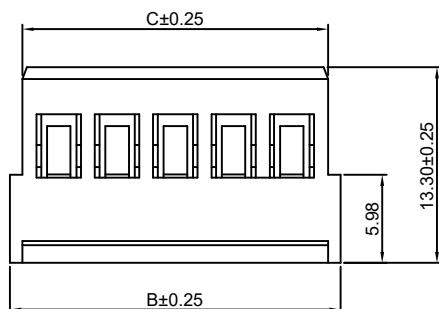
*Mates with HDGC3965HM-XP series Housing and HDGC3965WV,WR-XP(-A),WV-F-XP(-A)-GWT series Wafer

*Color:White



Ordering Information:
HDGC3965H-XP - ***
1 2

- 1.Part No.
- 2.Material:
(blank):Nylon 66,UL94V-0
GWT:Nylon 66,UL94V-0,GWT 750 °C



Ordering Information & Dimensions:

PART NO.	Dimensions		
	A	B	C
2P	3.96	10.58	8.88
3P	7.92	14.54	12.84
4P	11.88	18.50	16.80
5P	15.84	22.46	20.76
6P	19.80	26.42	24.72
7P	23.76	30.38	28.68
8P	27.72	34.34	32.64
9P	31.68	38.30	36.60
10P	35.64	42.26	40.56
11P	39.60	46.22	44.52
12P	43.56	50.18	48.48
13P	47.52	54.14	52.44
14P	51.48	58.10	56.40
15P	55.44	62.06	60.36

Unit: mm



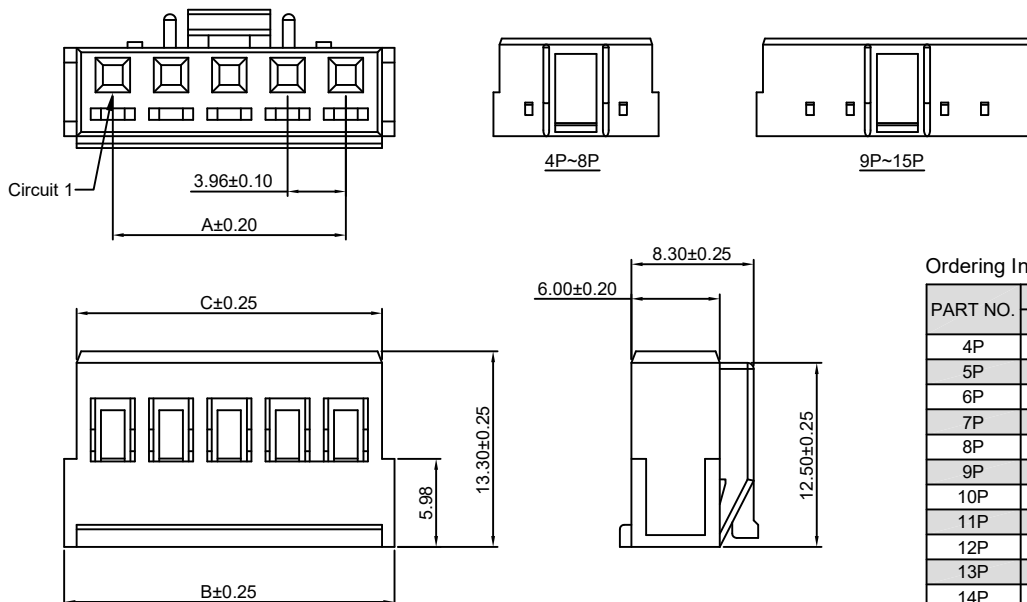
HDGC3965 Series 3.96mm (.156") -7.92mm (.312") Pitch Wire to Board Connector

HDGC3965HA-XP-GWT

3.96mm pitch Housing

Reference Informations:

- *Material: Nylon 66, UL94V-0, GWT 750°C
- *Suitable HDGC3965-T series Terminal
- *Mates with HDGC3965HM-XP series Housing and HDGC3965WV, WR-XP(-A), WV-F-XP(-A)-GWT series Wafer and HDGC3965S-XP-GWT series Retainer
- *Color: Ivory



Ordering Information & Dimensions:

PART NO.	Dimensions		
	A	B	C
4P	11.88	18.50	16.80
5P	15.84	22.46	20.76
6P	19.80	26.42	24.72
7P	23.76	30.38	28.68
8P	27.72	34.34	32.64
9P	31.68	38.30	36.60
10P	35.64	42.26	40.56
11P	39.60	46.22	44.52
12P	43.56	50.18	48.48
13P	47.52	54.14	52.44
14P	51.48	58.10	56.40
15P	55.44	62.06	60.36

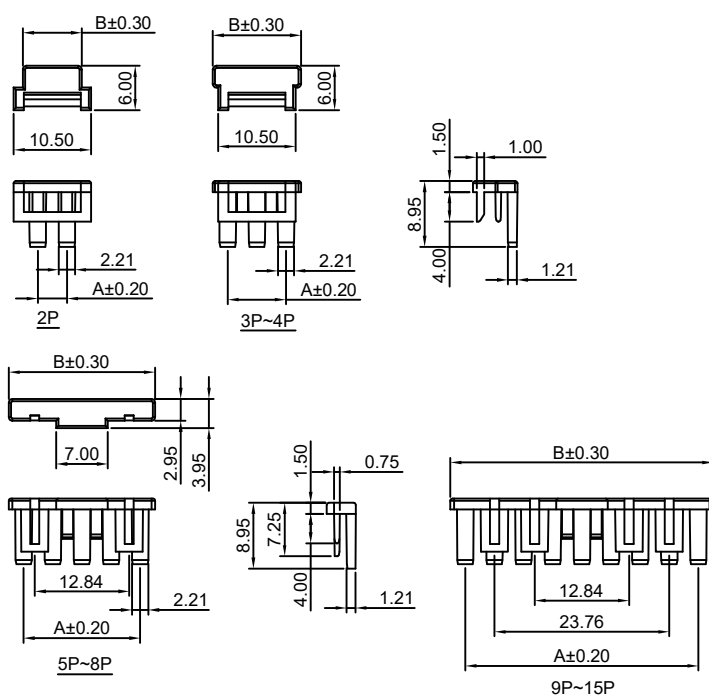
Unit: mm

HDGC3965S-XP-GWT

3.96mm pitch Retainer

Reference Informations:

- *Material: Nylon 66, UL94V-0, GWT 750°C
- *Used in HDGC3965HA-XP-GWT series Housing
- *Color: Brick Red



Ordering Information & Dimensions:

PART NO.	Dimensions	
	A	B
2P	3.96	8.02
3P	7.92	11.98
4P	11.88	15.94
5P	15.84	19.90
6P	19.80	23.86
7P	23.76	27.82
8P	27.72	31.78
9P	31.68	35.74
10P	35.64	39.70
11P	39.60	43.66
12P	43.56	47.62
13P	47.52	51.58
14P	51.48	55.54
15P	55.44	59.50

Unit: mm



HDGC3965 SERIES



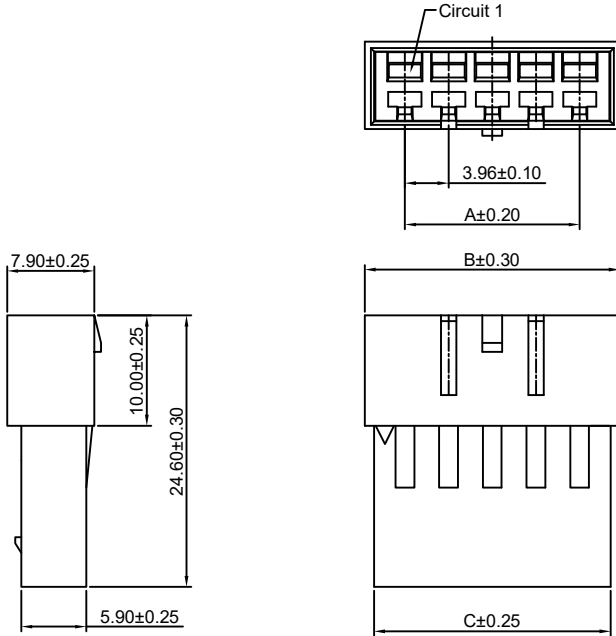
HDGC3965 Series 3.96mm (.156") -7.92mm (.312") Pitch Wire to Board Connector

HDGC3965HM-XP-GWT

3.96mm pitch Housing

Reference Informations:

- *Material:Nylon 66,UL94V-0,GWT 750°C
- *Suitable HDGC3965M-T series Terminal
- *Mates with HDGC3965H-XP,HA-XP-GWT series Housing
- *Color:White



Ordering Information & Dimensions:

PART NO.	Dimensions		
	A	B	C
2P	3.96	11.22	9.65
3P	7.92	15.18	13.52
4P	11.88	19.14	17.39
5P	15.84	23.10	21.26
6P	19.80	27.06	25.13
7P	23.76	31.02	29.00
8P	27.72	34.98	32.87
9P	31.68	38.94	36.74
10P	35.64	42.90	40.61
11P	39.60	46.86	44.48
12P	43.56	50.82	48.35
13P	47.52	54.78	52.22
14P	51.48	58.74	56.09
15P	55.44	62.70	59.96

Unit: mm

HDGC3965WW(-F)-XP

3.96mm pitch 180° Wafer

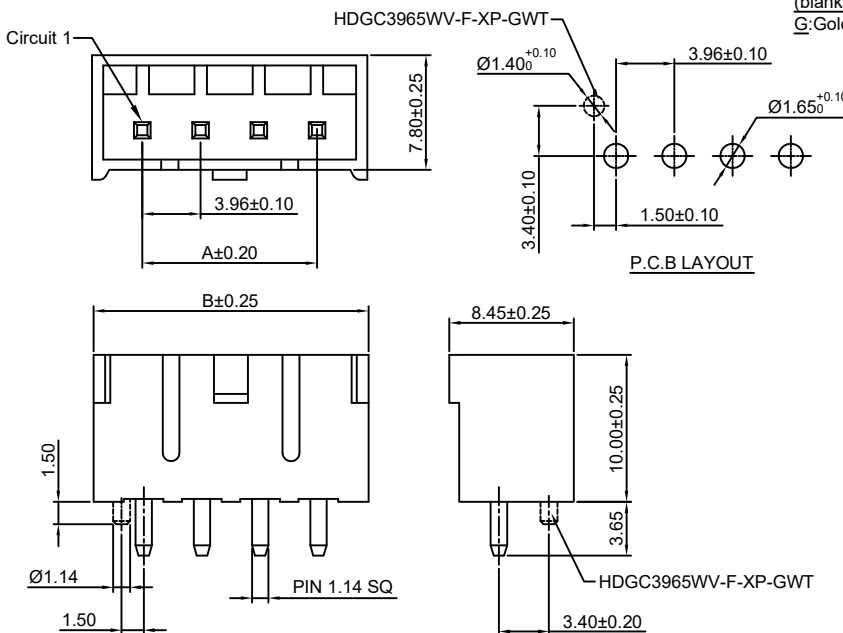
Reference Informations:

- *Material:Pin:Brass/Tin over Nickel
Insulator:Nylon 66,UL94V-0,Nylon 66,UL94V-0 GWT 750°C
- *Mates with HDGC3965H-XP,HA-XP-GWT series Housing
- *Color:Ivory

Ordering Information:

HDGC3965WW(-F)-XP - **
1 2

- Part No.
- Material:
(blank):Nylon 66,UL94V-0 (A3965WW-XP)
GWT:Nylon 66,UL94V-0, GWT 750°C (A3965WW(-F)-XP)
- Finish:
(blank):Tin over Nickel
G:Gold over Nickel



Ordering Information & Dimensions:

PART NO.	Dimensions	
	A	B
2P	3.96	10.58
3P	7.92	14.54
4P	11.88	18.50
5P	15.84	22.46
6P	19.80	26.42
7P	23.76	30.38
8P	27.72	34.34
9P	31.68	38.30
10P	35.64	42.26
11P	39.60	46.22
12P	43.56	50.18
13P	47.52	54.14
14P	51.48	58.10
15P	55.44	62.06

Unit: mm



HDGC3965 Series 3.96mm (.156") -7.92mm (.312") Pitch Wire to Board Connector

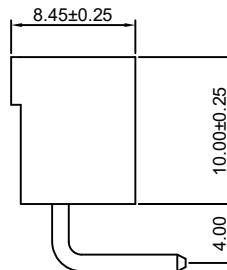
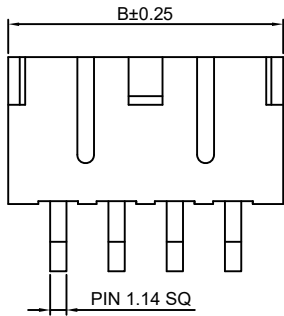
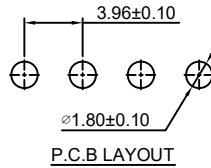
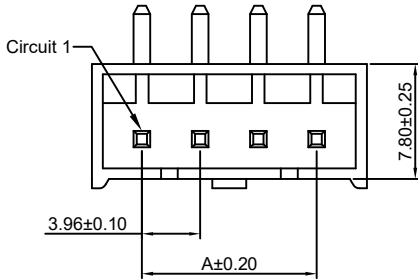
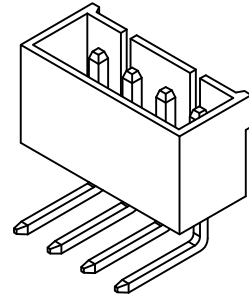
HDGC3965WR-XP

3.96mm pitch 90° Wafer

Reference Informations:

- *Material: Pin: Brass/Tin over Nickel
Insulator: Nylon 66, UL94V-0
- *Mates with HDGC3965H-XP, HA-XP-GWT series Housing
- *Color: White

- Ordering Information:
HDGC3965WR-XP - $\frac{***}{1}$ - $\frac{**}{2}$ - $\frac{**}{3}$
- Part No.
 - Material:
(blank): Nylon 66, UL94V-0
GWT: Nylon 66, UL94V-0, GWT 750°C
 - Finish:
(blank): Tin over Nickel
G: Gold over Nickel



Ordering Information & Dimensions:

PART NO.	Dimensions	
	A	B
2P	3.96	10.58
3P	7.92	14.54
4P	11.88	18.50
5P	15.84	22.46
6P	19.80	26.42
7P	23.76	30.38
8P	27.72	34.34
9P	31.68	38.30
10P	35.64	42.26
11P	39.60	46.22
12P	43.56	50.18
13P	47.52	54.14
14P	51.48	58.10
15P	55.44	62.06

Unit: mm

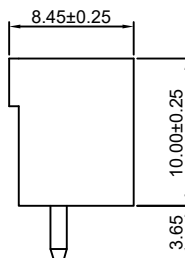
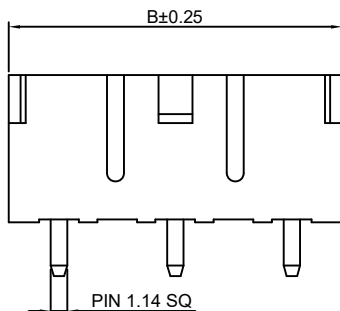
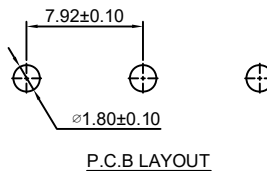
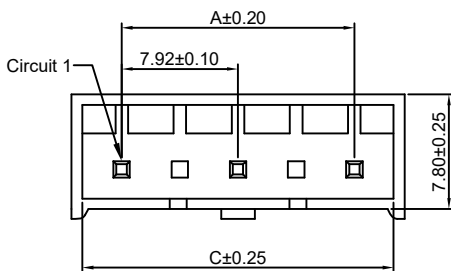
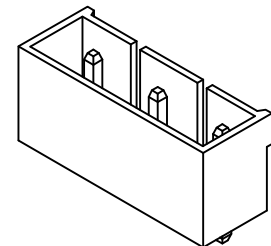
HDGC3965WV-XP-A

7.92mm pitch 180° Wafer

Reference Informations:

- *Material: Pin: Brass/Tin over Nickel
Insulator: Nylon 66, UL94V-0
- *Mates with HDGC3965H-XP, HA-XP-GWT series Housing
- *Color: White

- Ordering Information:
HDGC3965WV-XP-A - $\frac{***}{1}$ - $\frac{**}{2}$ - $\frac{**}{3}$
- Part No.
 - Material:
(blank): Nylon 66, UL94V-0
GWT: Nylon 66, UL94V-0, GWT 750°C
 - Finish:
(blank): Tin over Nickel
G: Gold over Nickel



Ordering Information & Dimensions:

PART NO.	Dimensions		
	A	B	C
3P	7.92	14.74	13.14
5P	15.84	22.66	21.06
7P	23.76	30.58	28.98
9P	31.68	38.50	36.90
11P	39.60	46.42	44.82
13P	47.52	54.34	52.74
15P	55.44	62.26	60.66

Unit: mm



HDGC3965 Series 3.96mm (.156") -7.92mm (.312") Pitch Wire to Board Connector

HDGC3965WR-XP-A

7.92mm pitch 90° Wafer

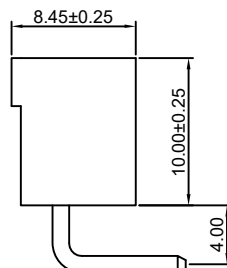
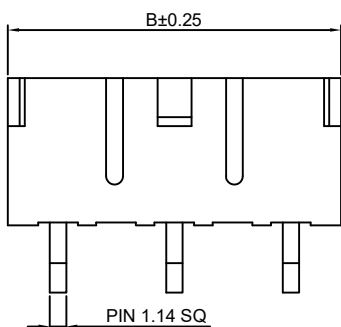
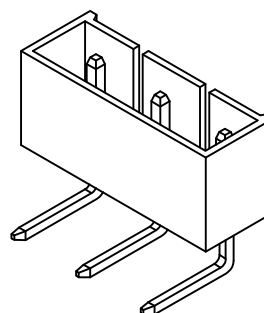
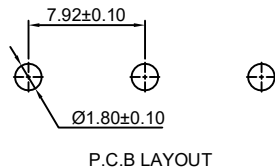
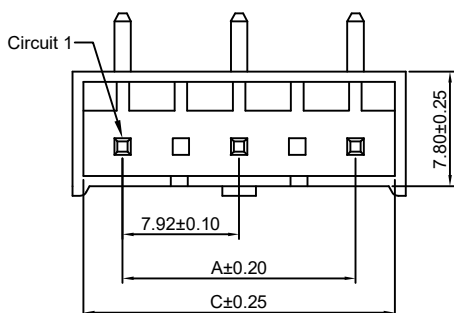
Reference Informations:

- *Material: Pin: Brass/Tin over Nickel
Insulator: Nylon 66, UL94V-0
- *Mates with HDGC3965H-XP, HA-XP-GWT series Housing
- *Color: White

Ordering Information:

HDGC3965WR-XP-A - $\frac{***}{2} - \frac{**}{3}$

1. Part No.
2. Material:
(blank): Nylon 66, UL94V-0
GWT: Nylon 66, UL94V-0, GWT 750°C
3. Finish:
(blank): Tin over Nickel
G: Gold over Nickel



Ordering Information & Dimensions:

PART NO.	Dimensions		
	A	B	C
3P	7.92	14.74	13.14
5P	15.84	22.66	21.06
7P	23.76	30.58	28.98
9P	31.68	38.50	36.90
11P	39.60	46.42	44.82
13P	47.52	54.34	52.74
15P	55.44	62.26	60.66

Unit: mm

HDGC3965WV-F-XP-A-GWT

3.96mm pitch 180° Wafer

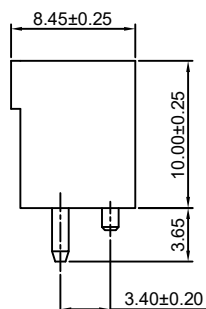
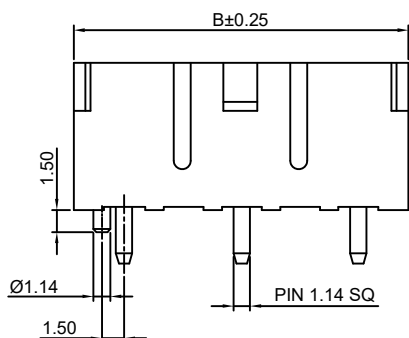
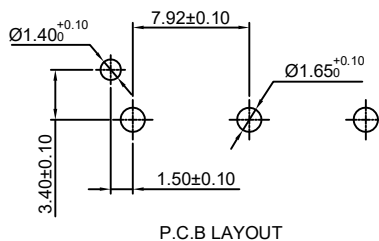
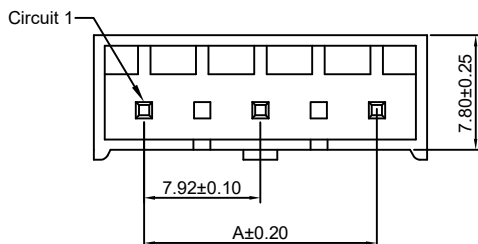
Reference Informations:

- *Material: Pin: Brass/Tin over Nickel
Insulator: Nylon 66, UL94V-0, GWT 750°C
- *Mates with HDGC3965H-XP, HA-XP-GWT series Housing
- *Color: Ivory

Ordering Information:

HDGC3965WV-F-XP-A-GWT - $\frac{**}{2}$

1. Part No.
2. Finish:
(blank): Tin over Nickel
G: Gold over Nickel



Ordering Information & Dimensions:

PART NO.	Dimensions	
	A	B
3P	7.92	14.54
5P	15.84	22.46
7P	23.76	30.38
9P	31.68	38.30
11P	39.60	46.22
13P	47.52	54.14
15P	55.44	62.06

Unit: mm